



GENERAL PURPOSE RELAY



70.2 70.3

Contact specification

Contact form	2Z、2H、2D、3Z、3H、3D
Contact resistance	≤100mΩ (1A 6VDC)
Contact material	AgCdO AgSnO ₂
Contact capacity	10A 250VAC/30VDC



70.2 70.3

Technical specification


Insulation resistance	≥500MΩ (500VDC)
Dielectric strength	Between coil and contact ≥1500VAC 1min
	Between open contacts ≥1000VAC 1min
	Between contacts of different poles ≥1500VAC 1min
Operate / Release time	≤25ms/25ms
Terminal type	Electron tube pin

DC Coil data

Nominal voltage	Operate voltage	Release voltage	Coil resistance
VDC	VDC	VDC	Ω ± 10%
6	4.8	0.6	24
12	9.6	1.2	96
24	19.2	2.4	384
48	38.4	4.8	1540
100	80.0	10.0	6660
110	88.0	11.0	8066

AC Coil data

Nominal voltage	Operate voltage	Release voltage	Coil resistance
VAC	VAC	VAC	Ω ± 10%
6	4.8	1.8	4.6
12	9.6	3.6	20
24	19.2	7.2	80
48	38.4	14.4	320
110/120	88.0	36.0	1700
220/240	176	72.0	7400/8760



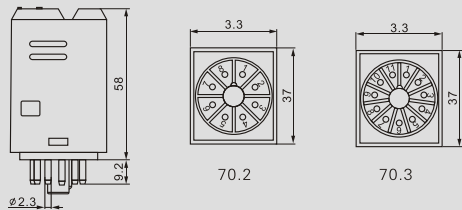
90.20 90.21 90.22 90.23

Coil specification

Rated coil power	1.5W 2.5VA
------------------	------------

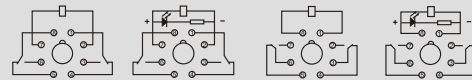
Outline dimension、Mounting holes (Bottom view)、Wiring diagram (Bottom view)

70.2 70.3 Outline dimension



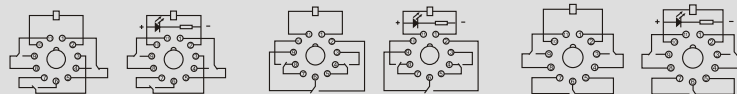
70.2 70.3

70.2 Wiring diagram (Bottom view)



70.2-1 70.2-2

70.3 Wiring diagram (Bottom view)



70.3-1 70.3-2 70.3-3